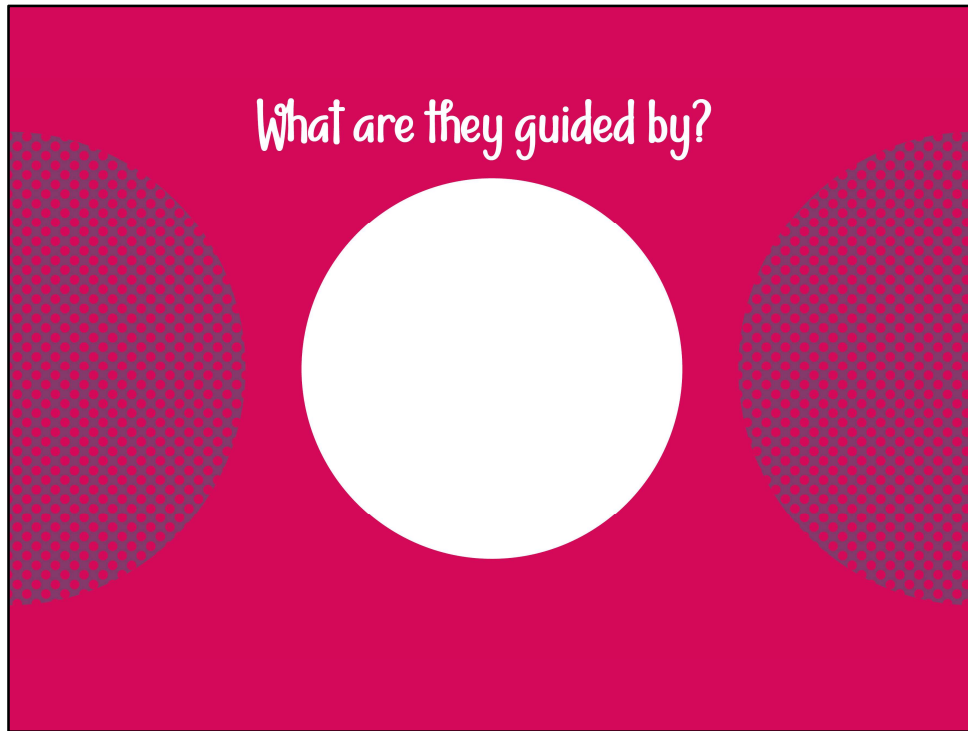




## Slide 1

**Click to reveal** the image and invite children to begin their participation in the assembly by making the **Sign of the Cross**.



## Slide 2

Introduce the theme of guidance by inviting children to match what guides the person in each of the scenarios.

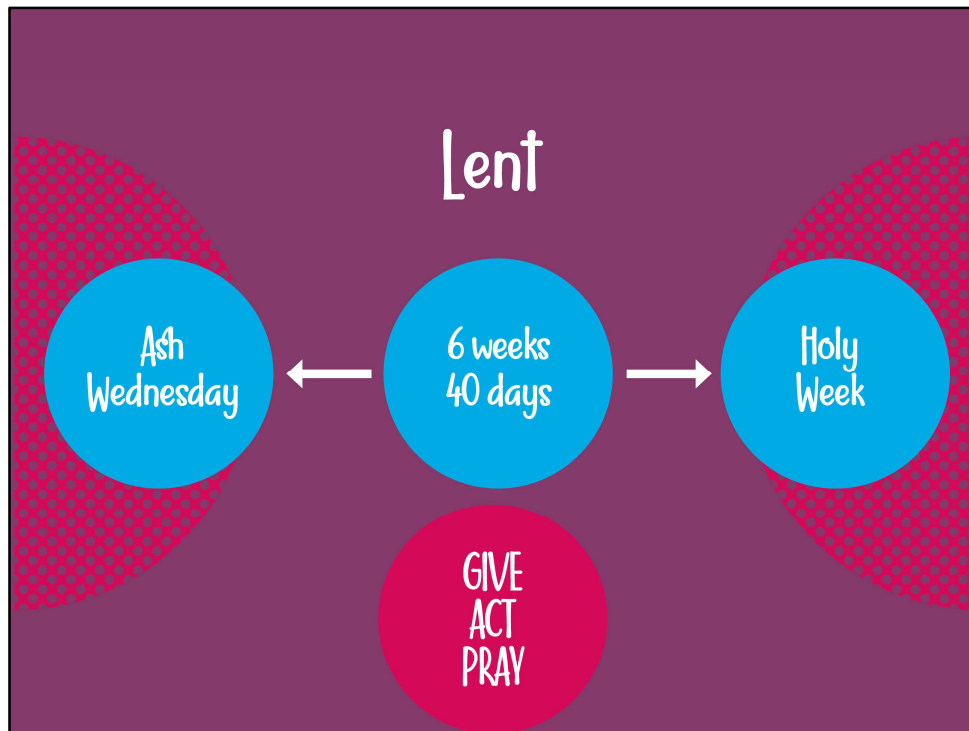
**Click to reveal** each person, and ask children: **‘What are they guided by?’**

- Captain steering a ship (*compass*)
- Driver in a car (*SatNav/map*)
- Football player (*coach*)
- Pupil in school (*school rules*)

Comment on how the people in each scenario are guided in the direction they should go, either to travel or perform at their best.

Then ask: **What are you guided by?**

Invite children to share some ideas.



### Slide 3

Invite children to recall learning about Lent:

- **During Lent we are preparing for Jesus' death on the Cross and His Resurrection at Easter.**
- Our Lenten tasks to (*click to reveal*) **GIVE**, **ACT** and **PRAY** show our love and commitment to God.
- This Lent we are learning about a **special way God shows His love and commitment to us too.**



#### Slide 4

**Click to reveal** the word '**covenant**' and invite children to remember its definition.

- **Click to reveal** that a covenant is a **personal agreement of commitment**, to show a **permanent** promise, this means it does not change.
- A covenant shows **belonging**, by joining us to God.

Ask children if they remember the previous week's covenant symbols and the promises they represented.

- **Click to reveal** the rainbow and stars.

Introduce the covenant symbol for this week (**click to reveal**) – stone tablets.

Explain that just like people are guided by different things, today we will



hear **about how God provides us with guidance through His covenant promise.**



## Slide 5

**Click to play** the Lent Video 'Guidance' where children learn about the stone tablets – God's symbol of guidance to Moses and His people.

**N.B.** The video contains the paraphrased Scripture reading, but the full reading can also be found in **Appendix 1** if you want to read it separately.



## Slide 6

Ask the following question to aid understanding.

**Question: How does Jesus show us God's guidance?**

**Answers:**

- *Jesus always points us to God's ways.*
- *Jesus sent us the Holy Spirit to help us understand and follow God's guidance.*
- *Jesus lived how God wants us to live, so we can follow His example.*



## Slide 7

### Teaching

Deliver the following in these or your own words:

- **The stone tablets (on which the Ten Commandments were written) were a symbol and promise of guidance.**
- **God gives us guidance through His commandments, the Bible and through His Son, Jesus.**
- The Ten Commandments might seem like a long list of rules, but Jesus makes God's commandments simpler by explaining the most important rule: to **love God and to love others**.
- By loving God and others, **Jesus reminds us that God's guidance isn't a burden but something that leads us to freedom and the best possible life.**

- **When we might get off track**, like the Israelites or the people in the Temple (from the Gospel in Appendix 2), Jesus, through **the Holy Spirit** always guides us back to **God's ways**.
- **We know God keeps His commitment to us** even today **because His Word** is a covenant, a perfect promise, that **will never change**.
- **During Lent we GIVE, ACT and PRAY to respond to Jesus by listening to Him and following God's guidance!**

### **KS2 only –**

Use the following prompts to further discuss the need for guidance in our lives.

- What would happen if there was no guidance to follow for the ship captain, driver, footballer or pupil?
- How can God's guidance help you?
- We might not always follow God's guidance well; how can we get back on track?

You may wish to explore the Sacrament of Reconciliation as a follow-up to these discussions.



## Slide 8

### Prayer and Reflection

Leaving pauses for thought and prayer, use the following or your own words:

- Let's spend some time with God in prayer now.
- Our prayer time is inspired by the 'Examination of Conscience', which will help us to notice how well we are following God's guidance, and how we can get back on track.

**Music plays on click.**

**Click to reveal** each image and read the prompt below. Invite children to think about each prompt and join in with the response.

- **(Prayer)** - Have you spent time praying regularly?

*(Pause)*

For the times we have not talked to God in prayer.

**All: We are sorry.**

- **(Love God)** – Have your words and actions reflected your love for God?

*(Pause)*

For the times we did not show love for God.

**All: We are sorry.**

- **(Love others)** – Have your words and actions reflected love for others?

*(Pause)*

For the times we did not show love to others.

**All: We are sorry.**

- **(Say sorry)** – Have you been honest with, God, yourself and others, when you get things wrong?

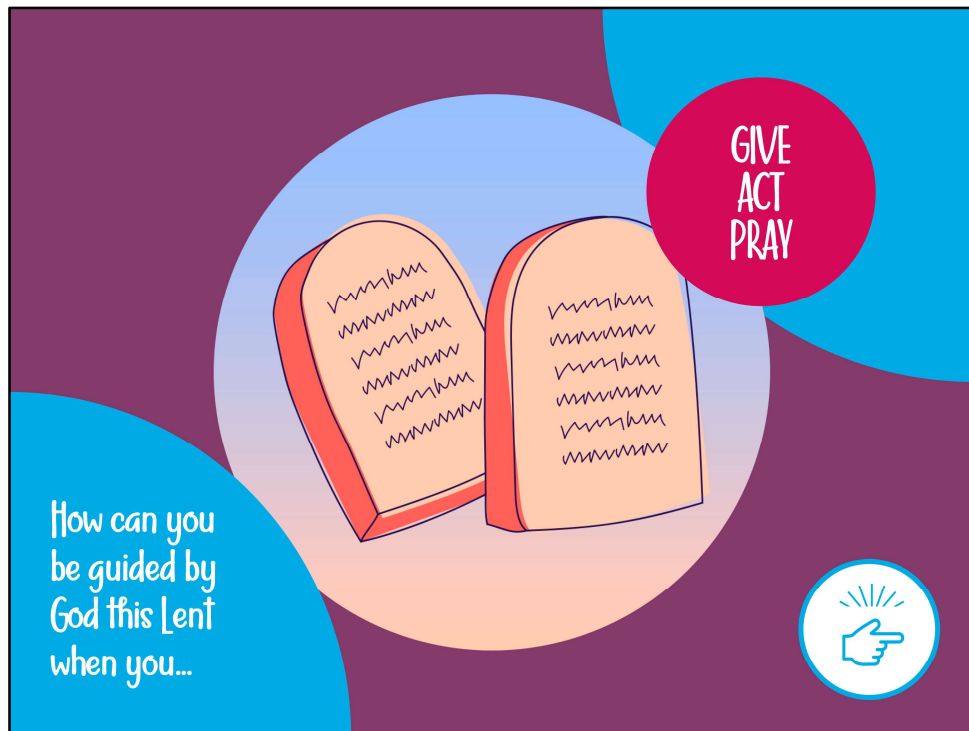
*(Pause)*

For the times we were not honest and truthful.

**All: We are sorry.**

Finish by **clicking to reveal** the prayer response on screen. Say it together.

Music – Moon over the Sea by SAYURI HAYASHI EGNELL on epidemic sound -  
<https://www.epidemicsound.com/track/EkeG5bHXaL/>



## Slide 9

Invite children to focus on their Lenten tasks this week.

**How can you be guided by God's this Lent when you GIVE, ACT and PRAY?**





## Slide 10


### Final Prayer

Invite children to read or repeat each line of the final prayer after you:

**Father in Heaven,  
Thank you for your great guidance!  
Help me to listen to Jesus by loving you and others well.  
Forgive me when I don't follow your ways.  
Amen**

Finish with the **Sign of the Cross**.

# Perfect Promises: GUIDANCE





Add text for your own  
slide here...

Duplicate the slide and place it  
anywhere you like in the presentation